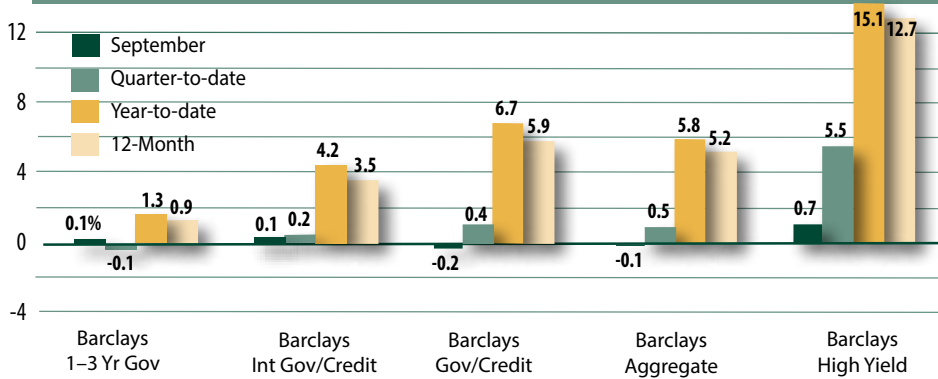




# BOND MARKET UPDATE

SEP  
2016

## INDEX RETURNS



Source: Barclays

### Timothy B. Tarpending, CIMA®

Managing Director

Portfolio Strategist

office 310.255.4425

email ttarpending@pacificincome.com

### Gary Chen, CIMA®

Vice President

Associate Regional Director

office 310.255.4476

email gchen@pacificincome.com

SECTOR RETURNS	QTD	YTD	YTD (Excess Returns)
Treasury (actual returns)	-0.28%	5.07%	—
U.S. Agency	0.25	4.46	1.05
MBS	0.65	3.72	0.30
CMBS	0.59	6.55	1.94
Corporate	1.41	9.20	3.05
Financials	1.21	6.02	1.08
Industrials	1.58	10.63	4.11
Utilities	0.83	10.67	2.60
AAA-rated	0.53	8.71	0.38
AA-rated	0.48	6.80	1.42
A-rated	0.90	8.01	1.81
BBB-rated	2.06	10.79	4.61
Corporate High-Yield	5.55	15.11	11.31

Source: Barclays

KEY INDICATORS	9/30/16	12/31/15
U.S. \$ (DXY)	95.46	98.63
Oil (CL1)	48.24	37.04
CRB	186.31	176.14
GDP	1.1***	1.4
CPI	1.1*	0.9
Core (Ex - Food & Energy)	1.0*	0.6
Unemployment Rate	5.0	5.0
Consumer Confidence	104.1	96.3
S&P/Case Shiller - Comp - 20	190.91**	182.49

Source: Bloomberg, \*As of 8/31/16, \*\*As of 7/31/16, \*\*\*As of 6/30/16

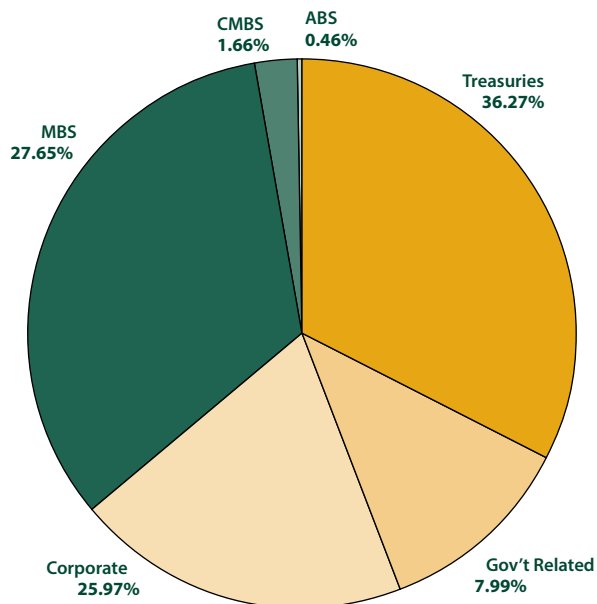
CREDIT SPREADS	9/30/16	12/31/15	12/31/14
All Index Treasuries (yield)	1.26	1.73	1.43
U.S. Agency	57.6	59.1	58.9
MBS	94.2	82.8	82.4
CMBS	89.0	129.8	102.5
Corporate	140.6	172.1	132.9
Financials	142.6	139.3	120.0
Industrials	130.7	190.8	141.7
Utilities	139.3	156.8	118.7
AAA-rated	87.8	76.1	67.1
AA-rated	85.1	88.7	76.8
A-rated	113.2	124.0	107.6
BBB-rated	177.7	231.3	173.9
Corporate High-Yield	508.7	706.6	519.0

Source: Barclays

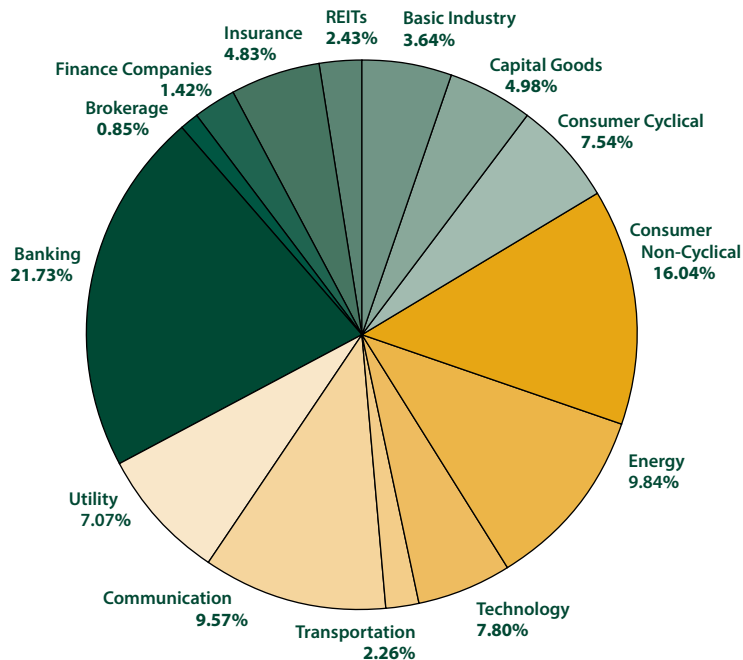
KEY RATES	9/30/16	12/31/15	QTD (Total Return)	YTD (Total Return)
Fed Funds	0.25-0.50%	0.25-0.50%	n/a	n/a
3-Month LIBOR	0.85	0.61	n/a	n/a
<b>On-the-Run's</b>				
3 Months	0.28	0.16	0.10	0.26
6 Months	0.45	0.49	0.13	0.54
2 Years	0.45	1.06	-0.13	1.20
5 Years	0.77	1.77	-0.38	3.96
10 Years	1.15	2.28	0.75	7.14
30 Years	2.33	3.01	0.13	16.96

Source: Bloomberg

BARCLAYS AGGREGATE



BARCLAYS CORPORATE



Pacific Income Advisers, Inc. (PIA) is an autonomous investment management firm registered under the Investment Advisers Act of 1940. PIA manages a variety of fixed income, equity and balanced assets for primarily United States clients.

Past performance is not indicative of future results. Asset allocation does not assure a profit or protect against a loss in declining financial markets.

**BENCHMARK DESCRIPTION**

The Barclays U.S. Aggregate Bond Index is an unmanaged index that covers the investment grade fixed rate bond market with index components for government and corporate securities, mortgage pass-through securities, and asset-backed securities. The issues must be rated investment grade, be publicly traded, and meet certain maturity and issue size requirements. You can not invest directly in an index. You can not invest directly in an index.

The Barclays U.S. Government/Credit Bond Index includes securities in the Government and Credit Indices. The Government Index includes treasuries (i.e., public obligations of the U.S. Treasury that have remaining maturities of more than one year) and agencies (i.e., publicly issued debt of U.S. Government agencies, quasi-federal corporations, and corporate or foreign debt guaranteed by the U.S. Government). The Credit Index includes publicly issued U.S. corporate and foreign debentures and secured notes that meet specified maturity, liquidity, and quality requirements. You can not invest directly in an index.

The Barclays U.S. Intermediate Government/Credit Bond Index is the Intermediate component of the U.S. Government/Credit Index. The Government/Credit Index includes securities in the Government and Credit Indices. The Government Index includes treasuries (i.e., public obligations of the U.S. Treasury that have remaining maturities of more than one year) and agencies (i.e., publicly issued debt of U.S. Government agencies, quasi-federal corporations, and corporate or foreign debt guaranteed by the U.S. Government). The Credit Index includes publicly issued U.S. corporate and foreign debentures and secured notes that meet specified maturity, liquidity, and quality requirements. You can not invest directly in an index.

The Barclays U.S. 1-3 Year Government Bond Index consist of securities in the U.S. Government Index with a maturity from 1 up to (but not including) 3 years. Securities issued by the U.S. Government (i.e., securities in the Treasury and Agency Indices). Inclusions: Public obligations of the U.S. Treasury with a remaining maturity of one year or more. Publicly issued debt of U.S. Government agencies, quasi-federal corporations, and corporate or foreign debt guaranteed by the U.S. Government. You can not invest directly in an index.

The Barclays U.S. High Yield Index covers the universe of fixed rate, non-investment grade debt. Eurobonds and debt issues from countries designated as emerging markets (e.g., Argentina, Brazil, Venezuela, etc.) are excluded, but Canadian and global bonds (SEC registered) of issuers in non-EMG countries are included. Original issue zeroes, step-up coupon structures, 144-As and pay-in-kind bonds (PIKs, as of October 1, 2009) are also included. The index includes both corporate and non-corporate sectors. The corporate sectors are Industrial, Utility, and Finance, which include both U.S. and non-U.S. corporations. The Yankee sector has been discontinued as of 7/1/00. The bonds in the former Yankee sector have not been removed from the index, but have been reclassified into other sectors. You cannot invest directly in an index.



Pacific  
Income  
Advisers

1299 Ocean Avenue Second Floor Santa Monica California 90401

telephone 310.393.1424 facsimile 310.434.0100

[www.pacificincome.com](http://www.pacificincome.com)