



# PIA MODERATE DURATION

## INVESTMENT OBJECTIVE<sup>1</sup>

**PIA's Moderate Duration Strategy** seeks to outperform the **Bloomberg Barclays Aggregate Index** over a full economic cycle, with equal to or lower volatility.

## INVESTMENT PHILOSOPHY

**We know** that the various sectors within the bond market are periodically torqued by cyclical, monetary or market pressures, which can lead to mispricings and create opportunities to produce excess return. **We intend** to exploit these periodic opportunities by risk-adjusting the various bond market sectors, utilizing yield curve and sector analysis, and fundamental bottom-up risk measurement. **We seek** to capitalize on these opportunities to earn above-average risk-adjusted yields, while creating the potential for capital gains as these sectors revert toward their fair value.

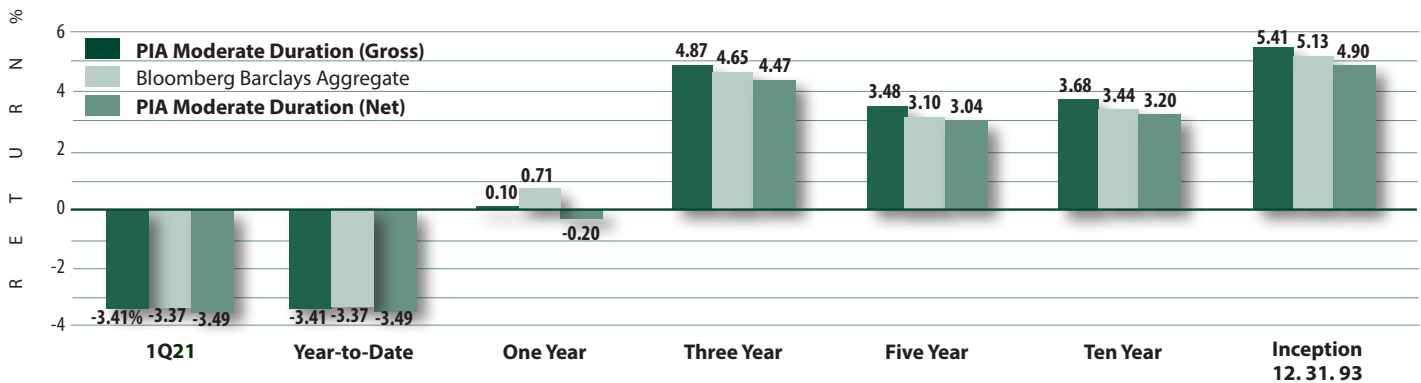
## THE FIRM

Ownership	<b>Independent and Employee-owned</b>
Inception	<b>1986</b>
Location	<b>Santa Monica, California</b>
Employees	<b>18</b>
Firm Assets	<b>\$2 billion</b>
Strategy Assets	<b>\$371 million</b>
GIPS Verified	<b>Yes</b>
Firm Verifier	<b>ACA Performance Services, LLC</b>

## INVESTMENT PROCESS

- » **Yield Curve and Sector Analysis** PIA deconstructs the bond market into yield curve, quality and industry sectors and utilizes quantitative yield curve and sector analysis to identify sectors that are undervalued on a risk adjusted basis. We further apply qualitative bottom-up fundamental analysis to identify the issues that best reflect our sector views.
- » **Security Research** We combine fundamental top-down industry analysis with bottom-up fundamental security and ratio analysis to select credit securities. Additionally, we utilize multi-factor models that produce value and risk metrics to identify attractive Mortgage-backed and Asset-backed Securities.
- » **Portfolio Construction** Portfolio Managers construct portfolios to meet the strategic portfolio objectives set forth by the PIA Investment Strategy Group for duration, sector weights and yield curve positioning. The PIA Neural Network, which produces probabilistic insights into factors affecting sector valuations, is a tool utilized by the Investment Strategy Group in tactical decision-making. Credit securities are selected by our credit analysts, while mortgage-backed securities are selected with the support of our MBS specialists. PIA believes that diversification is the optimal method to manage security specific risk. PIA utilizes proprietary (completion) mutual funds to invest in BBB-rated credits, as well as securitized debt to offer accounts the benefit of greater diversification.
- » **Portfolio Management** Portfolio Managers strive to consistently maintain the risk / return composition goals stated in the client's investment policy statement (IPS). The firm's Portfolio Administrator is responsible for quarterly verification that client portfolios adhered to their IPS.

## ANNUALIZED PERFORMANCE<sup>2</sup> as of 3.31.21



<sup>1</sup>Periods less than one year are not annualized.

Moderate Duration Composite consists of portfolios benchmarked to the Bloomberg Barclays U.S. Aggregate Bond Index and is constructed from all major fixed income sectors. Portfolios managed in this style tend to be conservative in terms of sector weights, quality and duration ranges, compared to that of the index. The composite may invest in sectors that are not included in the Index and may not necessarily be representative of its benchmark. The minimum account size for this composite is \$1 million. Prior to April 1, 2009 the minimum account size for this composite was \$5 million. Returns are presented gross and net of fees and include the reinvestment of all income. Gross and net of fee returns are net of all transaction cost. Past performance is not indicative of future results. The U.S. Dollar is the currency used to express performance. Moderate Duration Composite was created January 2006. The inception date is January 1, 1994.

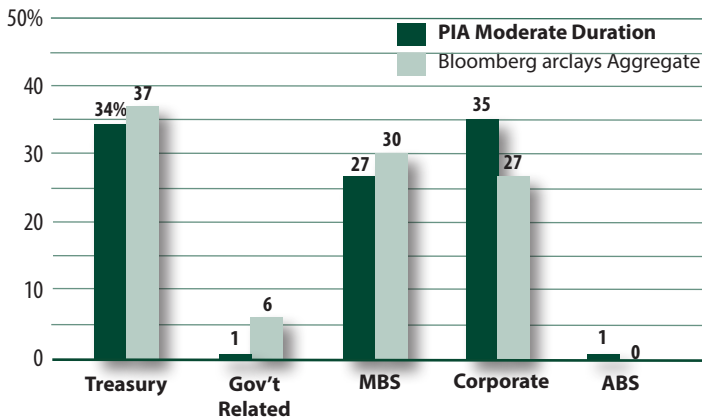
Net of fee performance was calculated using the highest annual management fee of 0.30% applied to the gross results on a monthly basis. Prior to July 2019, the highest fee was 0.50%.

The management fee schedule is as follows: 0.35% on the first \$10 million, 0.30% on the next \$40 million, and 0.25% on the balance. Actual investment advisory fees incurred by clients may vary.



# PIA MODERATE DURATION

## SECTOR ALLOCATION<sup>3</sup>

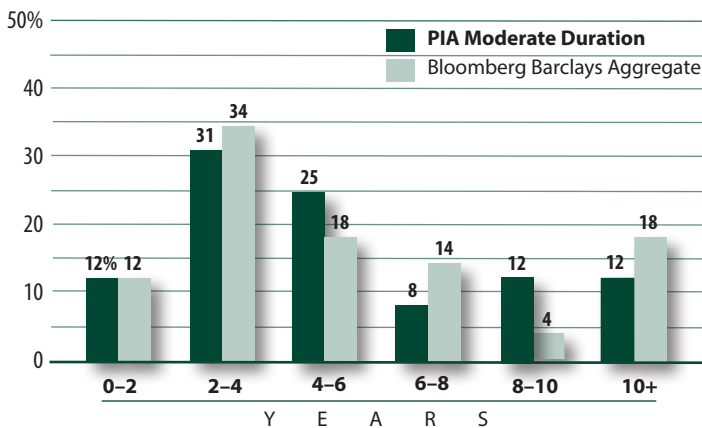


Percentages shown may not total 100% due to rounding and/or incidental allocation to cash.

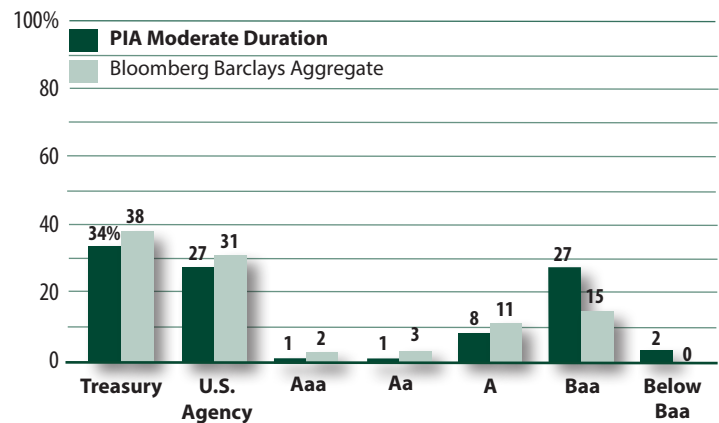
## PORTFOLIO CHARACTERISTICS<sup>3</sup>

	PIA	BARCLAYS AGGREGATE
Duration	5.9	6.4
Weighted Avg. Life	7.2 yrs	8.4 yrs
Current Yield	2.5%	2.5%
Yield to Maturity	1.8%	1.6%
Avg. Credit Quality	Aa	Aa
No. of Securities	86	12,161

## DURATION DISTRIBUTION<sup>3</sup>



## QUALITY DISTRIBUTION<sup>3</sup>



Pacific Income Advisers, Inc. (PIA) is an autonomous investment management firm registered under the Investment Advisers Act of 1940. PIA manages a variety of fixed income and equity assets for primarily United States clients.

PIA claims compliance with the Global Investment Performance Standards (GIPS®). GIPS® is a registered trademark of CFA Institute. CFA Institute does not endorse or promote this organization, nor does it warrant the accuracy or quality of the content contained herein.

To receive a complete list and description of PIA's composites and or a GIPS Report, contact Nicholas Parenti, at (310) 255-4427 or by email at nparenti@pacificincome.com.

<sup>1</sup>There is, of course, no assurance that these goals will be realized. Portfolio values will fluctuate as market conditions change.

<sup>3</sup>The portfolio characteristics shown above relate to a single account as of the date noted above, deemed by Pacific Income Advisers to be generally representative of its standard account. Not every client's account will have these exact characteristics. The actual characteristics with respect to any particular client account will vary based on a number of factors including but not limited to: (i) the size of the account; (ii) investment restrictions applicable to the account, if any; and (iii) market exigencies at the time of investment. Percentages shown may not total 100% due to rounding and/or incidental allocation to cash.

Data is obtained from Yield Book and Barclays Live systems and is assumed to be reliable.

The Bloomberg Barclays U.S. Aggregate Bond Index represents securities that are SEC-registered, taxable and dollar denominated. The index covers the U.S. investment grade fixed rate bond market, with index components for government and corporate securities, mortgage pass-through securities and asset-backed securities. These major sectors are subdivided into more specific indices that are calculated and reported on a regular basis. You cannot invest directly in an index.



Pacific Income Advisers

1299 Ocean Avenue, Second Floor Santa Monica, California 90401

tel 310. 393. 1424 fax 310. 434. 0100 [www.pacificincome.com](http://www.pacificincome.com)