



## PIA CORE PLUS MACS

INVESTMENT OBJECTIVE<sup>1</sup>

PIA's Core PLUS MACS Strategy seeks to outperform the Bloomberg Aggregate Index over a full economic cycle, with equal to or lower volatility.

## INVESTMENT PHILOSOPHY

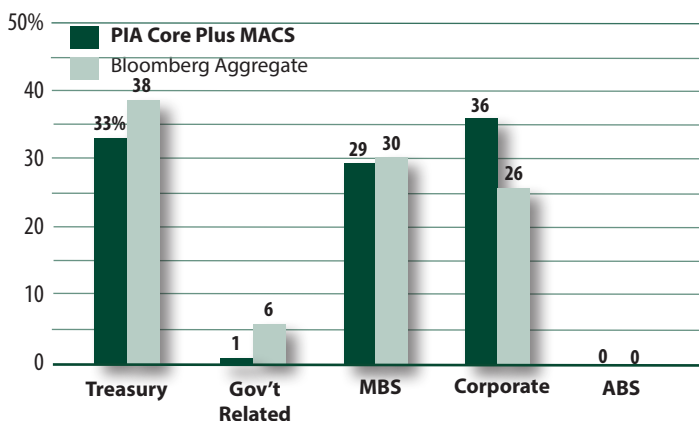
We know that the various sectors within the bond market are periodically torqued by cyclical, monetary or market pressures, which can lead to mispricings and create opportunities to produce excess return. We intend to exploit these periodic opportunities by risk-adjusting the various bond market sectors, utilizing yield curve and sector analysis, and fundamental bottom-up risk measurement. We seek to capitalize on these opportunities to earn above-average risk-adjusted yields, while creating the potential for capital gains as these sectors revert toward their fair value.

## THE FIRM

Ownership	<b>Independent and Employee-owned</b>
Inception	<b>1986</b>
Location	<b>Santa Monica, California</b>
Employees	<b>16</b>
Firm Assets	<b>\$2 billion</b>
GIPS Verified	<b>Yes</b>
Firm Verifier	<b>ACA Performance Services, LLC</b>

## INVESTMENT PROCESS

- » **Sector & Industry Analysis** PIA seeks to identify sectors that offer attractive risk-adjusted value. The concept of mean reversion is integral to our yield curve analysis of investment grade sectors, as we expect those sectors to revert to their fair value after being torqued by market inefficiencies. For non-investment grade sectors, we are willing to underweight or completely avoid industries that we believe do not warrant leveraged finance throughout a full business cycle.
- » **Security Research** Given the asymmetric return potential in credit, we take a defensive approach in selecting securities that we believe are undervalued and provide attractive yield per unit of risk. Portfolios are highly diversified via the PIA Completion Funds for exposures to BBB Credit, High Yield Credit and Mortgage-Backed Securities (MBS). Investment Grade Corporate security analysis is focused on securities with sound fundamentals and liquidity. High Yield Corporate security selection is very granular in the less followed smaller issues, where we believe we have an information advantage. In the securitized debt space, PIA employs option-cost analysis that utilizes multi-factor interest and prepayment rate models.
- » **Duration Management & Yield Curve Positioning** Duration is driven by both our relative value sector model and the firm's fundamental outlook, which leads to both a strategic and tactical duration opinion. Barbell or bulleted structures are driven by quantitative yield curve analysis accompanied by a fundamental overlay.
- » **Portfolio Construction** The Investment Strategy Group uses quantitative and fundamental inputs to set sector weights, duration decision and yield curve positioning for the portfolios. Sector weights reflect our opinion on relative value across sectors adjusting for spreads and spread volatility. The allocation to the Completion Funds for BBB Credit, High Yield and Mortgage-Backed Securities is a function of sector valuation models and the fundamental outlook for those sectors. Security selection is based upon analyst research to identify securities that best meet the risk-return objectives of the portfolio.

SECTOR ALLOCATION<sup>2</sup>

Percentages shown may not total 100% due to rounding and/or incidental allocation to cash.

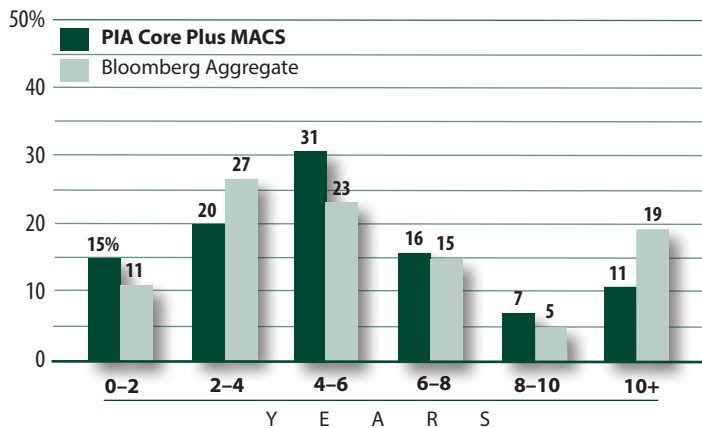
<sup>2</sup>Please see corresponding disclosure on the reverse side of this document.

PORTFOLIO CHARACTERISTICS<sup>2</sup>

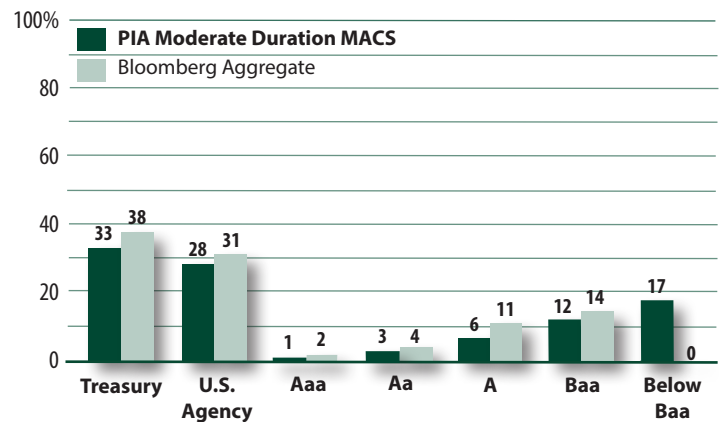
	PIA	BLOOMBERG AGGREGATE
Duration	<b>6.4</b>	6.7
Weighted Avg. Life	<b>7.6 yrs</b>	8.6 yrs
Current Yield	<b>2.9%</b>	2.4%
Yield to Maturity	<b>2.4%</b>	1.6%
Avg. Credit Quality	<b>Aa</b>	Aa
No. of Securities	<b>16</b>	12,226



**DURATION DISTRIBUTION<sup>2</sup>**



**QUALITY DISTRIBUTION<sup>2</sup>**



**PORTFOLIO SECTOR CHARACTERISTICS<sup>2</sup>**

	Duration	Weighted Avg. Life	Coupon	Yield to Maturity	Average Quality
<b>Portfolio Treasuries</b>	9.2	10.6 yrs	2.0	0.7%	Aaa
Bloomberg Aggregate (Treasuries)	7.1	8.3 yrs	1.6	1.0%	Aaa
<b>Portfolio Gov Related</b>	N/A	N/A	N/A	N/A	N/A
Bloomberg Aggregate (Gov Related)	6.1	8.8 yrs	2.5	1.4%	Aa
<b>Portfolio Corporate</b>	8.4	9.8 yrs	3.3	1.7%	Baa
Bloomberg Aggregate (Corporate)	8.7	12.2 yrs	3.6	2.2%	A
<b>Portfolio High Yield</b>	3.6	5.3 yrs	6.9	6.9%	B
Bloomberg Aggregate (High Yield)	N/A	N/A	N/A	N/A	N/A
<b>Portfolio MBS</b>	3.7	5.3 yrs	2.7	1.8%	Aaa
Bloomberg Aggregate (Securitized)	4.6	5.9 yrs	2.7	1.8%	Aaa

Pacific Income Advisers, Inc. (PIA) is an autonomous investment management firm registered under the Investment Advisers Act of 1940. PIA manages a variety of fixed income and equity assets for primarily United States clients.

PIA claims compliance with the Global Investment Performance Standards (GIPS®). GIPS® is a registered trademark of CFA Institute. CFA Institute does not endorse or promote this organization, nor does it warrant the accuracy or quality of the content contained herein.

To receive a complete list and description of PIA's composites and or a GIPS Report, contact Nicholas Parenti, at (310) 255-4427 or by email at nparenti@pacificincome.com.

<sup>1</sup>There is, of course, no assurance that these goals will be realized. Portfolio values will fluctuate as market conditions change.

<sup>2</sup>The portfolio characteristics shown above relate to a single account as of the date noted above, deemed by Pacific Income Advisers to be generally representative of its standard account. Not every client's account will have these exact characteristics. The actual characteristics with respect to any particular client account will vary based on a number of factors including but not limited to: (i) the size of the account; (ii) investment restrictions applicable to the account, if any; and (iii) market exigencies at the time of investment. Percentages shown may not total 100% due to rounding and/or incidental allocation to cash.

Data is obtained from Yield Book and Barclays Live systems and is assumed to be reliable.

The Bloomberg U.S. Aggregate Bond Index represents securities that are SEC-registered, taxable and dollar denominated. The index covers the U.S. investment grade fixed rate bond market, with index components for government and corporate securities, mortgage pass-through securities and asset-backed securities. These major sectors are subdivided into more specific indices that are calculated and reported on a regular basis. You cannot invest directly in an index.



Pacific Income Advisers

1299 Ocean Avenue, Second Floor Santa Monica, California 90401

tel 310.393.1424 fax 310.434.0100 [www.pacificincome.com](http://www.pacificincome.com)