



PIA MODERATE DURATION MACS

INVESTMENT OBJECTIVE

PIA's Moderate Duration MACS Strategy seeks to outperform the **Bloomberg Aggregate Index** over a full economic cycle, with equal to or lower volatility.

INVESTMENT PHILOSOPHY

We know that the various sectors within the bond market are periodically torqued by cyclical, monetary or market pressures, which can lead to mispricings and create opportunities to produce excess return. **We intend** to exploit these periodic opportunities by risk-adjusting the various bond market sectors, utilizing yield curve and sector analysis, and fundamental bottom-up risk measurement. **We seek** to capitalize on these opportunities to earn above-average risk-adjusted yields, while creating the potential for capital gains as these sectors revert toward their fair value.

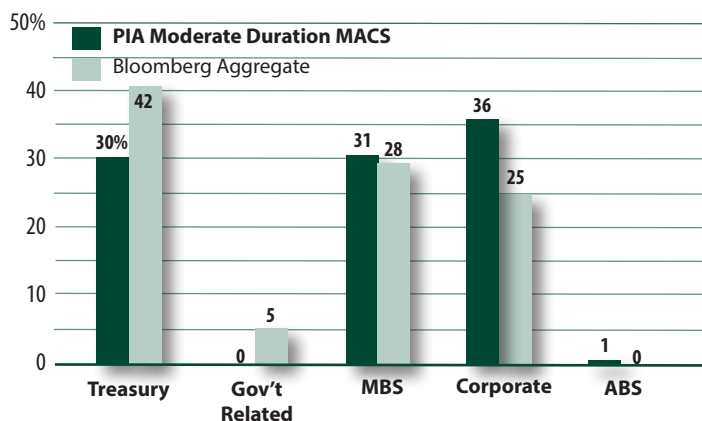
THE FIRM

Ownership	Independent and Employee-owned
Inception	1986
Location	El Segundo, California
Employees	14
Firm Assets	\$2 billion
Strategy Assets	\$311 million
GIPS Verified	Yes
Firm Verifier	ACA Performance Services, LLC

INVESTMENT PROCESS

- » **Yield Curve and Sector Analysis** PIA deconstructs the bond market into yield curve, quality and industry sectors and utilizes quantitative yield curve and sector analysis to identify sectors that are undervalued on a risk adjusted basis. We further apply qualitative bottom-up fundamental analysis to identify the issues that best reflect our sector views.
- » **Security Research** We combine fundamental top-down industry analysis with bottom-up fundamental security and ratio analysis to select credit securities. Additionally, we utilize multi-factor models that produce value and risk metrics to identify attractive Mortgage-backed and Asset-backed Securities.
- » **Portfolio Construction** The Investment Strategy Group uses quantitative and fundamental inputs to set sector weights, duration decision and yield curve positioning for the portfolios. Sector weights reflect our the firm's opinion on relative value across sectors adjusting for current fundamentals, spreads and spread volatility. Security selection is based upon analyst research to identify securities that best meet the risk-return objectives of the portfolio. Additionally, PIA utilizes proprietary (completion) mutual funds to invest in BBB-rated credit and securitized debt, which provide the benefit of greater diversification.
- » **Portfolio Management** Portfolio Managers strive to consistently maintain the risk / return composition goals stated in the client's investment policy statement (IPS). The firm's Portfolio Administrator is responsible for quarterly verification that client portfolios adhered to their IPS.

SECTOR ALLOCATION¹



Percentages shown may not total 100% due to rounding and/or incidental allocation to cash.

¹Please see corresponding disclosure on the reverse side of this document.

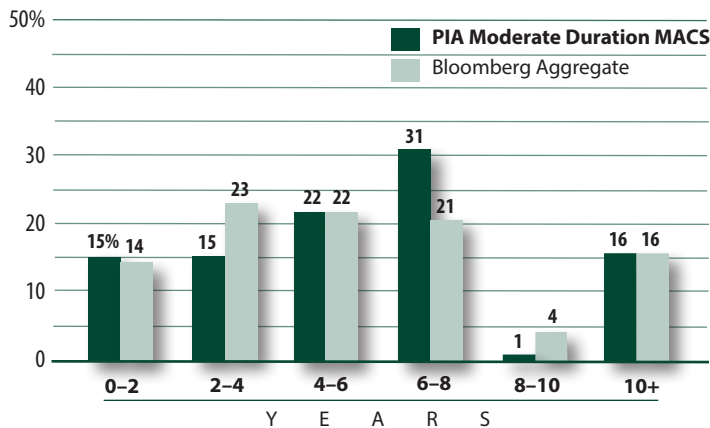
PORTFOLIO CHARACTERISTICS¹

	PIA	BLOOMBERG AGGREGATE
Duration	6.3	6.2
Weighted Avg. Life	9.3 yrs	8.5 yrs
Yield to Maturity	4.8%	4.5%
Current Yield	3.5%	3.4%
Avg. Credit Quality	Aa	Aa
No. of Securities	15	13,334

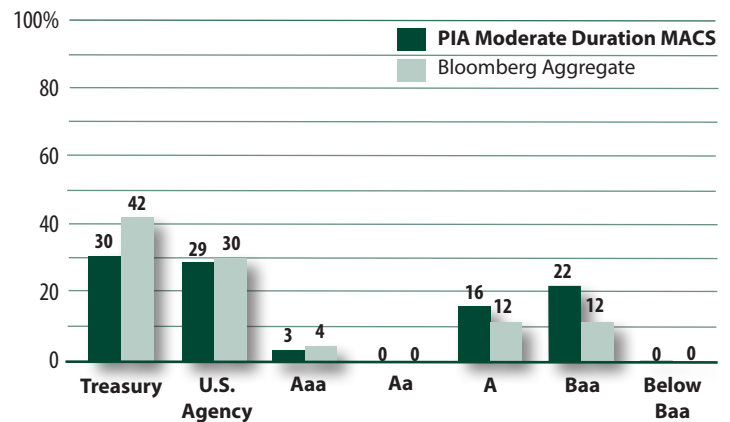


PIA MODERATE DURATION MACS

DURATION DISTRIBUTION¹



QUALITY DISTRIBUTION¹



PORTFOLIO SECTOR CHARACTERISTICS¹

	Duration	Weighted Avg. Life	Coupon	Yield to Maturity	Average Quality
Portfolio Treasuries	7.9	12.0 yrs	2.5	4.2%	Aa
Bloomberg Aggregate (Treasuries)	6.2	7.9 yrs	2.5	4.1%	Aa
Portfolio Gov Related	N/A	N/A	N/A	N/A	N/A
Bloomberg Aggregate (Gov Related)	5.3	8.3 yrs	3.2	4.6%	Aa
Portfolio Corporate	6.1	8.3 yrs	3.5	5.1%	A
Bloomberg Aggregate (Corporate)	7.1	10.8 yrs	4.0	5.1%	Baa
Portfolio MBS	5.7	8.9 yrs	3.1	4.7%	Aa
Bloomberg Aggregate (Securitized)	5.8	7.2 yrs	3.1	4.7%	Aa

Pacific Income Advisers is an investment management firm registered with the U.S. Securities and Exchange Commission under the Investment Advisers Act of 1940. Registration does not imply a certain level of skill or training. PIA manages a variety of fixed income and equity assets for primarily United States clients.

Investing involves the risk of loss, including the loss of principal invested. A few of the main risks facing a fixed income strategy like this include Interest Rate Risk, Credit Risk, Government Sponsored Entity Risk and Risks associated with Mortgage-Backed Securities. For a full description of these and other risks facing the portfolio please review the Risk of Loss section in our ADV Client Brochure. Past performance is not an indicator of future results.

PIA claims compliance with the Global Investment Performance Standards (GIPS®). GIPS® is a registered trademark of CFA Institute. CFA Institute does not endorse or promote this organization, nor does it warrant the accuracy or quality of the content contained herein.

To receive a complete list and description of PIA's composites and or a GIPS Report, contact Nicholas Parenti, at (310) 255-4427 or by email at nparenti@pacificincome.com.

¹The portfolio characteristics shown above relate to a single account as of the date noted above, deemed by Pacific Income Advisers to be generally representative of its standard account. Not every client's account will have these exact characteristics. The actual characteristics with respect to any particular client account will vary based on a number of factors including but not limited to: (i) the size of the account; (ii) investment restrictions applicable to the account, if any; and (iii) market exigencies at the time of investment. Percentages shown may not total 100% due to rounding and/or incidental allocation to cash.

Data is obtained from Yield Book and Barclays Live systems and is assumed to be reliable.

The Bloomberg U.S. Aggregate Bond Index represents securities that are SEC-registered, taxable and dollar denominated. The index covers the U.S. investment grade fixed rate bond market, with index components for government and corporate securities, mortgage pass-through securities and asset-backed securities. These major sectors are subdivided into more specific indices that are calculated and reported on a regular basis. You cannot invest directly in an index.



Pacific Income Advisers

2321 Rosecrans Avenue, Suite 1260 El Segundo, California 90245

tel 310. 255. 4453 fax 310. 434. 0100 www.pacificincome.com